

**A Reminder Regarding the Test Format:**

The AP Biology Exam is approximately 3 hours in length. There are two sections.

1. Section I is 90 minutes and consists of 63 multiple-choice questions and 6 grid-in questions accounting for 50 percent of the final score.
2. Section II is 90 minutes and consists of 2 long free-response questions and 6 short free-response questions accounting for 50 percent of the final score. It begins with a 10-minute reading period to read the questions and plan your answers. The remaining 1 hour and 20 minutes is for writing. The 2 long free-response questions should require about 20 minutes each to answer. Questions 3 through 8 are short free-response questions and should require about 6 minutes each to answer.

**Calculation Grid-In Tips:**

1. If a diagram is provided, analyze the diagram before you start calculating. You have to know what you are looking for!
2. They won't ask you for units in your answers on the calculation questions, but they may on the short / long response questions. However, looking at the units may give you a hint as to which term in the equation you are being asked to find.
3. Don't round your work until you get to the answer!
4. Read the directions carefully for each question you answer. The question will indicate whether you should round to the nearest whole number, tenth, hundredth, etc. If you round to a different place, your answer will be scored as INCORRECT!
5. With your four function calculator, there is no exponent function. You must use the "old school" method of multiplying a number by itself to square it.

**Example:**  $2^3 = 2 \times 2 \times 2 = 8$

6. You must be able to convert back and forth between scientific notation and whole numbers.

**Examples:**

- $5.1 \times 10^3 = 5100$
- $6.2 \times 10^{-4} = 0.00062$
- $442 = 4.42 \times 10^2$
- $0.008 = 8.0 \times 10^{-3}$

7. If you want to "get rid" of an exponent on the variable you are solving for, take each side of the equation to the power of the inverse of the exponent

**Example:**  $X^{1/3} = 5$  can be adjusted to  $(X^{1/3})^3 = (5)^3$  to isolate "X" and further simplified to  $X = 125$

**The "Grid-In Chart"**

Your answers may start in any column, space permitting.

Any extra columns should be left blank.

Units are not required.

Use decimals and other symbols when appropriate.

Only one circle per column.

The directions will specify how to round your answer (i.e., to the nearest tenth, whole number, etc).

The directions will specify whether or not a fraction should be reduced.

Acceptable Grid-In Responses:

Integer answer 502	Integer answer 502	Decimal answer -4.13	Fraction answer -2/10

AP Biology Formula Sheet – Page 1

**Statistical Analysis and Probability**

**3** Standard Error

$$SE_{\bar{x}} = \frac{s}{\sqrt{n}}$$

**1** Mean

$$\bar{x} = \frac{1}{n} \sum_{i=1}^n x_i$$

**2** Standard Deviation

$$s = \sqrt{\frac{\sum (x_i - \bar{x})^2}{n - 1}}$$

**4** Chi-Square

$$\chi^2 = \sum \frac{(o - e)^2}{e}$$

**Chi-Square Table**

	Degrees of Freedom							
p	1	2	3	4	5	6	7	8
0.05	3.84	5.99	7.82	9.49	11.07	12.59	14.07	15.51
0.01	6.64	9.32	11.34	13.28	15.09	16.81	18.48	20.09

Laws of Probability

If A and B are mutually exclusive, then  $P(A \text{ or } B) = P(A) + P(B)$

If A and B are independent, then  $P(A \text{ and } B) = P(A) \times P(B)$

**10** Hardy Weinberg Equations

$p^2 + 2pq + q^2 = 1$        $p$  = frequency of the dominant allele in a population

$p + q = 1$                        $q$  = frequency of the recessive allele in a population

Metric Prefixes

<u>Factor</u>	<u>Prefix</u>	<u>Symbol</u>
$10^9$	giga	G
$10^6$	mega	M
$10^3$	kilo	k
$10^{-2}$	centi	c
$10^{-3}$	milli	m
$10^{-6}$	micro	$\mu$
$10^{-9}$	nano	n
$10^{-12}$	pico	p

Mode = value that occurs most frequently in a data set

Median = middle value that separates the greater and lesser halves of a data set

Mean = sum of all data points divided by number of data points

Range = value obtained by subtracting the smallest observation (sample minimum) from the greatest (sample maximum)

$s$  = sample standard deviation (i.e., the sample based estimate of the standard deviation of the population)

$\bar{x}$  = mean

$n$  = size of the sample

$o$  = observed individuals with observed genotype

$e$  = expected individuals with observed genotype

Degrees of freedom equals the number of distinct possible outcomes minus one.

<p><b>5</b> <u>Rate</u> dY/dt</p> <p><u>Population Growth</u> dN/dt=B-D</p> <p><u>Exponential Growth</u> <math>\frac{dN}{dt} = r_{max} N</math></p> <p><u>Logistic Growth</u> <math>\frac{dN}{dt} = r_{max} N \left( \frac{K-N}{K} \right)</math></p>	<p><b>Rate and Growth</b></p> <p>dY= amount of change</p> <p>t= time</p> <p>B = birth rate</p> <p>D = death rate</p> <p>N= population size</p> <p>K = carrying capacity</p> <p>r<sub>max</sub> = maximum per capita growth rate of population</p>	<p><b>Water Potential (Ψ)</b></p> <p>Ψ = Ψ<sub>p</sub> + Ψ<sub>s</sub></p> <p>Ψ<sub>p</sub> = pressure potential</p> <p>Ψ<sub>s</sub> = solute potential</p> <p>The water potential will be equal to the solute potential of a solution in an open container, since the pressure potential of the solution in an open container is zero.</p>
<p><b>7</b> <u>Temperature Coefficient Q<sub>10</sub></u> <math>Q_{10} = \left( \frac{k_2}{k_1} \right)^{\frac{10}{t_2-t_1}}</math></p> <p><u>Primary Productivity Calculation</u></p> <p>mg O<sub>2</sub>/L x 0.698 = mL O<sub>2</sub>/L</p> <p>mL O<sub>2</sub>/L x 0.536 = mg carbon fixed/L</p>	<p><b>12</b> <u>The Solute Potential of the Solution</u> Ψ<sub>s</sub> = - iCRT</p> <p>i = ionization constant (For sucrose this is 1.0 because sucrose does not ionize in water)</p> <p>C= molar concentration</p> <p>R= pressure constant (R = 0.0831 liter bars/mole K)</p> <p>T = temperature in Kelvin (273 + °C)</p>	<p>t<sub>2</sub> = higher temperature</p> <p>t<sub>1</sub> = lower temperature</p> <p>k<sub>2</sub> = metabolic rate at t<sub>2</sub></p> <p>k<sub>1</sub> = metabolic rate at t<sub>1</sub></p> <p>Q<sub>10</sub> = the <i>factor</i> by which the reaction rate increases when the temperature is raised by ten degrees</p>
<p><b>8</b> <u>Surface Area and Volume</u></p> <p><u>Volume of Sphere</u> V = 4/3 π r<sup>3</sup></p> <p><u>Volume of a cube (or square column)</u> V = l w h</p> <p><u>Volume of a column</u> V = π r<sup>2</sup> h</p> <p><b>11</b> <u>Surface area of a sphere</u> A = 4 π r<sup>2</sup></p> <p><u>Surface area of a cube</u> A = 6 a</p> <p><u>Surface area of a rectangular solid</u> A = Σ (surface area of each side)</p>	<p>r = radius</p> <p>l = length</p> <p>h = height</p> <p>w = width</p> <p>A = surface area</p> <p>V = volume</p> <p>Σ = Sum of all</p> <p>a = surface area of one side of the cube</p>	<p><b>6</b> <u>Dilution - used to create a dilute solution from a concentrated stock solution</u> C<sub>i</sub>V<sub>i</sub> = C<sub>f</sub>V<sub>f</sub></p> <p>i=initial (starting) C = concentration of solute f=final (desired) V = volume of solution</p> <p><u>Gibbs Free Energy</u> ΔG = ΔH - TΔS</p> <p>ΔG = change in Gibbs free energy</p> <p>ΔS = change in entropy</p> <p>ΔH = change in enthalpy</p> <p>T = absolute temperature (in Kelvin)</p> <p><b>9</b> pH = - log [H<sup>+</sup>]</p>

## #1: Mean

### Why use this formula?

Use the mean formula when you want to calculate the average of a set of values (data points).

### Formula

$$\bar{x} = \frac{1}{n} \sum_{i=1}^n x_i$$

### Additional Information from the Formula Sheet

$\bar{x}$  = mean

n = size of the sample

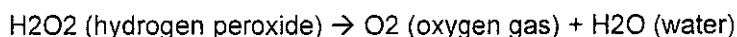
1. The following onion root lengths were recorded in centimeters. Calculate the average (mean) root length. Give the answer in cm to the nearest tenth.

5.4 7.2 4.9 9.3 7.2 8.1 8.5 5.4 7.8 10.2

$$74/10 = 7.4$$

		7	.	4	
-	.	.	.	.	.
		0	0	0	0
	1	1	1	1	1
	2	2	2	2	2
	3	3	3	3	3
	4	4	4	4	4
	5	5	5	5	5
	6	6	6	6	6
	7	7	7	7	7
	8	8	8	8	8
	9	9	9	9	9

2. Paper disks were coated in a yeast mixture containing the enzyme catalase. When these paper disks were placed in a beaker containing 3% hydrogen peroxide, the enzyme catalase broke down the hydrogen peroxide in the following reaction.



Students measured the amount of time it took for each disk to rise to the top of the beaker (based on the amount of oxygen gas produced). The amount of time in seconds for each paper disk is listed below. Calculate the average (mean) time for the disks to rise. Give the answer in seconds to the nearest hundredth.

20.5 21.2 17.4 23.8 18.9 24.6

$$126.4/6 \rightarrow 21.07$$

		2	1	.	0	7
-	.	.	.	.	.	.
		0	0	0	0	0
	1	1	1	1	1	1
	2	2	2	2	2	2
	3	3	3	3	3	3
	4	4	4	4	4	4
	5	5	5	5	5	5
	6	6	6	6	6	6
	7	7	7	7	7	7
	8	8	8	8	8	8
	9	9	9	9	9	9

## #2: Standard Deviation

### Why use this formula?

Use standard deviation formula to determine the amount by which your values (data points) typically differ from the mean value. In other words, the standard deviation determines the amount of variation in your data.

### Helpful Videos

Bozeman Biology – Standard Deviation:

[http://www.youtube.com/watch?v=09kiX3p5Vek&list=PLIIVwaZQkS2omBpLjQm\\_BAQKsQ7lq86ku](http://www.youtube.com/watch?v=09kiX3p5Vek&list=PLIIVwaZQkS2omBpLjQm_BAQKsQ7lq86ku)

### Formula

$$s = \sqrt{\frac{\sum (x_i - \bar{x})^2}{n-1}}$$

**Additional Information from the Formula Sheet**

$\bar{x}$  = sample mean

$n$  = size of the sample

$s$  = sample standard deviation (i.e., the sample-based estimate of the standard deviation of the population)

3. Calculate the standard deviation for the data set given in #1. Give the answer in cm to the nearest tenth.

$$(5.4-7.4)^2 + (7.2-7.4)^2 + (4.9-7.4)^2 + (9.3-7.4)^2 + (7.2-7.4)^2 + (8.1-7.4)^2 + (8.5-7.4)^2 + (5.4-7.4)^2 + (7.8-7.4)^2 + (10.2-7.4)^2$$

$$4 + 0.04 + 6.25 + 3.61 + 0.04 + 0.49 + 1.21 + 4 + 0.16 + 7.84$$

$$27.64 / (10-1) = \sqrt{3.07} = 1.75$$

	1	.	8		
-	.	.	.	.	.
		0	0	0	0
	1	1	1	1	1
	2	2	2	2	2
	3	3	3	3	3
	4	4	4	4	4
	5	5	5	5	5
	6	6	6	6	6
	7	7	7	7	7
	8	8	8	8	8
	9	9	9	9	9

4. Calculate the standard deviation for the data set given in #2. Give the answer in seconds to the nearest hundredth.

$$(20.5-21.07)^2 + (21.02-21.07)^2 + (17.4-21.07)^2 + (23.8-21.07)^2 + (18.9-21.07)^2 + (24.6-21.07)^2$$

$$32.49 + 0.0025 + 13.4689 + 7.4529 + 4.7089 + 12.4609$$

$$38.419 / (6-1) = \sqrt{7.6838} = 2.77$$

	2	.	7	7	
-	.	.	.	.	.
		0	0	0	0
	1	1	1	1	1
	2	2	2	2	2
	3	3	3	3	3
	4	4	4	4	4
	5	5	5	5	5
	6	6	6	6	6
	7	7	7	7	7
	8	8	8	8	8
	9	9	9	9	9

**#3: Standard Error**

**Why use this formula?**

Use the standard error formula to determine the precision of the mean value. In other words, we are determining how confident we are in our mean value by considering both the standard deviation ( $s$ ) and the number of data points ( $n$ ). Typically, when we have more data points, we can be more confident in our data (i.e. a lower standard error).

**Helpful Videos**

Bozeman Biology – Standard Error: <http://www.youtube.com/watch?v=BwYj69LAQOI>

**Formula**

$$SE_{\bar{x}} = \frac{s}{\sqrt{n}}$$

### Additional Information from the Formula Sheet

$\bar{x}$  = sample mean

$n$  = size of the sample

$s$  = sample standard deviation (i.e., the sample-based estimate of the standard deviation of the population)

5. Calculate the standard error for the data set given in #1. Give the answer in cm to the nearest tenth.

$$\frac{1.75}{\sqrt{10}} = 0.55$$

		0	.	6	
-	.	<input checked="" type="checkbox"/>	<input checked="" type="checkbox"/>	<input checked="" type="checkbox"/>	<input type="checkbox"/>
1	1	0	0	0	0
2	2	1	1	1	1
3	3	2	2	2	2
4	4	3	3	3	3
5	5	4	4	4	4
6	6	5	5	5	5
7	7	6	6	6	6
8	8	7	7	7	7
9	9	8	8	8	8
		9	9	9	9

6. Calculate the standard error for the data set given in #2. Give the answer in seconds to the nearest hundredth.

$$\frac{2.77}{\sqrt{6}} = 1.13$$

		1	.	1	3	
-	.	<input checked="" type="checkbox"/>	<input checked="" type="checkbox"/>	<input checked="" type="checkbox"/>	<input type="checkbox"/>	<input type="checkbox"/>
1	1	0	0	0	0	0
2	2	1	1	1	1	1
3	3	2	2	2	2	2
4	4	3	3	3	3	3
5	5	4	4	4	4	4
6	6	5	5	5	5	5
7	7	6	6	6	6	6
8	8	7	7	7	7	7
9	9	8	8	8	8	8
		9	9	9	9	9

### #4: Chi Square

#### Why use this formula?

Use the Chi square formula to determine if there is a statistically significant difference between expected results (hypothesized results) and observed results (actually experimental data).

#### Helpful Videos

Bozeman Biology—Chi-squared Test:

<https://www.youtube.com/watch?v=WXPBoFDqNVk>

#### Formula

$$\chi^2 = \sum \frac{(o - e)^2}{e}$$

**Additional Information from the Formula Sheet**

CHI-SQUARE TABLE								
Degrees of Freedom								
p	1	2	3	4	5	6	7	8
0.05	3.84	5.99	7.82	9.49	11.07	12.59	14.07	15.51
0.01	6.64	9.32	11.34	13.28	15.09	16.81	18.48	20.09

$o$  = observed individuals with observed genotype  
 $e$  = expected individuals with observed genotype

Degrees of freedom equals the number of distinct possible outcomes minus one.

7. In pea plants, smooth seeds are dominant to wrinkled, and purple flowers are dominant to white. In a dihybrid cross where a 9:3:3:1 ratio is expected, the following data was collected:

Smooth and Purple = 223  
 Smooth and White = 84  
 Wrinkled and Purple = 89  
 Wrinkled and White = 33

} 429 plants

expected values  
 241.31  
 80.44  
 80.44  
 26.81

Determine the **chi-square value**. Round to nearest hundredths.

$$(223 - 241.31)^2 + (84 - 80.44)^2 + (89 - 80.44)^2 + (33 - 26.81)^2$$

$$\frac{335.24}{241.31} + \frac{12.67}{80.44} + \frac{73.27}{80.44} + \frac{38.32}{26.81}$$

8. 1.39 + 0.16 + 0.91 + 1.43 = 3.89

		3	8	9	
-	.	0	0	0	0
1	1	1	1	1	1
2	2	2	2	2	2
3	3	3	3	3	3
4	4	4	4	4	4
5	5	5	5	5	5
6	6	6	6	6	6
7	7	7	7	7	7
8	8	8	8	8	8
9	9	9	9	9	9

accept the null  
 no difference btwn observed & expected

Two Wisconsin fast plants are crossed. One has the recessive dwarf trait, but the normal pigment anthocyanin, while the other has the recessive anthocyaninless trait, but is on normal height. Their offspring consist of:

372 { 89 plants of normal height and pigment  
 93 anthocyaninless plants and normal height  
 96 dwarf plants and normal pigment  
 94 anthocyaninless, dwarf plants

Da da  
 dA Dd Aa dd Aa  
 da Ddaa ddaa

pheno ratio 1:1:1:1  
 expected 93

A student proposes that the parent plants' genotype must have been **ddAa** for the dwarf parent and **Ddaa** for the anthocyaninless parent. Calculate the **chi square value** that would be used to confirm this hypothesis. Round to nearest hundredths.

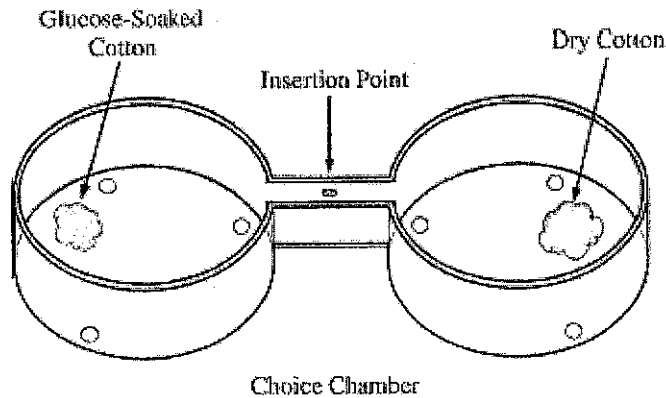
$$(89 - 93)^2 + (93 - 93)^2 + (96 - 93)^2 + (94 - 93)^2$$

$$\frac{16}{93} + \frac{0}{93} + \frac{9}{93} + \frac{1}{93}$$

$$.17 + 0 + .10 + .01 = 0.28$$

		.28		
-	.	0	0	0
1	1	1	1	1
2	2	2	2	2
3	3	3	3	3
4	4	4	4	4
5	5	5	5	5
6	6	6	6	6
7	7	7	7	7
8	8	8	8	8
9	9	9	9	9

accept the null  
 predicted genotypes are correct



1. In an investigation of fruit-fly behavior, a covered choice chamber is used to test whether the spatial distribution of flies is affected by the presence of a substance placed at one end of the chamber. To test the flies' preference for glucose, 60 flies are introduced into the middle of the choice chamber at the insertion point indicated by the arrow in the figure above. A cotton ball soaked with a 10% glucose solution is placed at one end of the chamber, and a dry cotton ball with no solution is placed at the other end. The positions of flies are observed and recorded every minute for 10 minutes.
- (c) The experiment described above is repeated with ripe bananas at one end and unripe bananas at the other end. Once again the positions of the flies are observed and recorded every minute for 10 minutes. The positions of flies after 1 minute and after 10 minutes are shown in the table below.

DISTRIBUTION OF FLIES IN CHOICE CHAMBER

Time (minutes)	Position in Chamber		
	End with Ripe Banana	Middle	End with Unripe Banana
1	21	18	21
10	45	3	12

Perform a chi-square test on the data for the 10-minute time point in the banana experiment. Specify the null hypothesis that you are testing and enter the values from your calculations in the table below.

- (d) Explain whether your hypothesis is supported by the chi-square test and justify your explanation.

## PART (C): CHI-SQUARE CALCULATION

<u>Null Hypothesis:</u> There is no difference between the observed & the expected			
	Observed (o)	Expected (e)	$(o - e)^2/e$
End with ripe banana	45	20	31.25
Middle	3	20	14.45
End with unripe banana	12	20	3.2
Total	60	60	48.9



#5: Rate

**Why use this formula?**

Use the rate formula to determine how quickly a particular process is occurring over a given period of time.

**Formula**

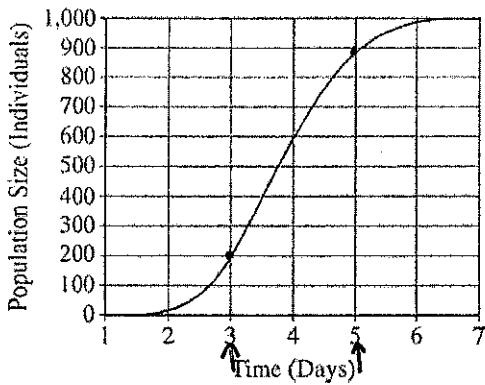
$$dY/dt$$

**Additional Information from the Formula Sheet**

dY= amount of change

t = time

10.



$$\begin{aligned} 900 - 200 &= 700 \\ 5 - 3 &= 2 \\ &\downarrow \\ &350 \end{aligned}$$

	3	5	0	
-	.	.	.	.
	1	1	1	1
	2	2	2	2
	3	3	3	3
	4	4	4	4
	5	5	5	5
	6	6	6	6
	7	7	7	7
	8	8	8	8
	9	9	9	9

Use the graph above to calculate the mean rate of population growth (individuals per day) between day 3 and day 5. Give your answer to the nearest whole number.

12.

Hydrogen peroxide is broken down to water and oxygen by the enzyme catalase. The following data were taken over 5 minutes. What is the **rate** of enzymatic reaction in mL/min from 2 to 4 minutes? Round to the nearest hundredths.

Time (mins)	Amount of O <sub>2</sub> produced (mL)
1	2.3
2	3.6
3	4.2
4	5.5
5	5.9

$$\begin{aligned} 5.5 - 3.6 &= 1.9 \\ 4 - 2 &= 2 \\ &\downarrow \\ &.95 \end{aligned}$$

	.	9	5	
-	.	.	.	.
	1	1	1	1
	2	2	2	2
	3	3	3	3
	4	4	4	4
	5	5	5	5
	6	6	6	6
	7	7	7	7
	8	8	8	8
	9	9	9	9

## #6: Dilution

### Why use this formula?

Use this formula in the lab to create a dilute solution (high water, low solute) from a concentrated stock solution (low water, high solute).

### Formula

$$C_i V_i = C_f V_f$$

### Additional Information from the Formula Sheet

i = initial (starting)

C = concentration of solute

f = final (desired)

V = volume of solution

13.

Joe has a 2 g/L solution. He dilutes it and creates 3 L of a 1 g/L solution. How much of the original solution did he dilute? Round to the nearest tenths.

$$2 \text{ g/L } V_i = (1 \text{ g/L})(3)$$

$$V_i = 3/2$$

$$V_i = 1.5$$

14. Joe has 20 L of a 2 g/L solution. To this solution he adds 30 L of water. What is the final concentration of the solution? Round to the nearest tenth.

$$\frac{+20}{50 \text{ L}}$$

$$(2 \text{ g/L}) 20 \text{ L} = C_2 (50 \text{ L})$$

$$\frac{40}{50} = C_2$$

$$0.8 = C_2$$

	1	.	5		
-	0	0	0	0	0
1	1	1	1	1	1
2	2	2	2	2	2
3	3	3	3	3	3
4	4	4	4	4	4
5	5	5	5	5	5
6	6	6	6	6	6
7	7	7	7	7	7
8	8	8	8	8	8
9	9	9	9	9	9

		0	.	8	
-	0	0	0	0	0
1	1	1	1	1	1
2	2	2	2	2	2
3	3	3	3	3	3
4	4	4	4	4	4
5	5	5	5	5	5
6	6	6	6	6	6
7	7	7	7	7	7
8	8	8	8	8	8
9	9	9	9	9	9

#7: Q<sub>10</sub>

**Why use this formula?**

The Q<sub>10</sub> value represents the factor by which the rate of a reaction increases for every 10-degree rise in the temperature.

**Helpful Videos**

Bozeman Biology – Q10 – The Temperature Coefficient:

<https://www.youtube.com/watch?v=UQWWSmGM0yQ>

**Formula**

$$Q_{10} = \left( \frac{k_2}{k_1} \right)^{\frac{10}{t_2 - t_1}}$$

**Additional Information from the Formula Sheet**

t<sub>2</sub> = higher temperature

t<sub>1</sub> = lower temperature

k<sub>2</sub> = metabolic rate at t<sub>2</sub>

k<sub>1</sub> = metabolic rate at t<sub>1</sub>

Q<sub>10</sub> = the *factor* by which the reaction rate increases when the temperature is raised by ten degrees

	2			
-	.	.	.	.
		0	0	0
	1	1	1	1
	2	2	2	2
	3	3	3	3
	4	4	4	4
	5	5	5	5
	6	6	6	6
	7	7	7	7
	8	8	8	8
	9	9	9	9

15.

Data taken to determine the effect of temperature on the rate of respiration in a goldfish is given in the table below. Calculate Q<sub>10</sub> for this data. Round to the nearest whole number.

Temperature (C)	Respiration Rate (Min)
16	16
21	22

$$Q_{10} = \frac{22}{16}^{\frac{10}{(21-16)}}$$

$$Q_{10} = 1.375^2 = 1.89 = 2$$

16. The rate of metabolism of a certain animal at 10°C, is 27 microliters O<sub>2</sub> g<sup>-1</sup>h<sup>-1</sup>. What is its rate of metabolism at 20°C if the Q<sub>10</sub> is 2? Round to the nearest whole number.

	5	4		
-	.	.	.	.
		0	0	0
	1	1	1	1
	2	2	2	2
	3	3	3	3
	4	4	4	4
	5	5	5	5
	6	6	6	6
	7	7	7	7
	8	8	8	8
	9	9	9	9

$$2 = \frac{k_2}{27}^{\frac{10}{20-10}}$$

$$2 = \frac{k_2}{27} \quad (1)$$

$$54 = k_2$$

#8: Primary Productivity

*Why use this formula?*

The primary productivity formula can be used to determine the mass of carbon fixed to glucose during photosynthesis based on measurements of the amount of oxygen gas produced.

*Formula*

$$\text{mg O}_2/\text{L} \times 0.698 = \text{mL O}_2/\text{L}$$

$$\text{mL O}_2/\text{L} \times 0.536 = \text{mg carbon fixed/L}$$

17. A scientist recorded the amount of dissolved oxygen produced by elodea, an underwater plant, as 52 mg O<sub>2</sub>/L. How much carbon (in mg/L) was fixed by this plant? Round your answer to the nearest tenth.

$$52 \text{ mg O}_2/\text{L} \times 0.698 = 36.296 \text{ mL O}_2/\text{L} \times 0.536 = 19.5$$

		1	9	.	5	
-	.	.	.	.	.	.
		0	0	0	0	0
	1	1	1	1	1	1
	2	2	2	2	2	2
	3	3	3	3	3	3
	4	4	4	4	4	4
	5	5	5	5	5	5
	6	6	6	6	6	6
	7	7	7	7	7	7
	8	8	8	8	8	8
	9	9	9	9	9	9

18. An elodea plant fixed 1.5 mg carbon / L. How much dissolved oxygen (in mg / L) was produced by this plant?

$$\frac{1.5 \text{ mg Carbon/L}}{0.536} = \frac{0.536 \times \text{mL O}_2/\text{L}}{0.536}$$

$$\frac{2.8 \text{ mL O}_2/\text{L}}{0.698} = \frac{0.698 \times \text{mg O}_2/\text{L}}{0.698}$$

$$4 \text{ mg O}_2/\text{L}$$

	4				
-	.	.	.	.	.
		0	0	0	0
	1	1	1	1	1
	2	2	2	2	2
	3	3	3	3	3
	4	4	4	4	4
	5	5	5	5	5
	6	6	6	6	6
	7	7	7	7	7
	8	8	8	8	8
	9	9	9	9	9

#9: pH

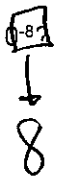
*Why use this formula?*

Use the hydrogen ion concentration of a solution to determine the pH or vice versa.

*Formula*

$$\text{pH} = -\log [\text{H}^+]$$

19. What is the pH of a solution with a hydrogen ion concentration of  $1.0 \times 10^{-8}$ ? Express your answer as a whole number.



	8				
-	.	/	/	/	.
	0	0	0	0	0
1	1	1	1	1	1
2	2	2	2	2	2
3	3	3	3	3	3
4	4	4	4	4	4
5	5	5	5	5	5
6	6	6	6	6	6
7	7	7	7	7	7
8	8	8	8	8	8
9	9	9	9	9	9

20. According to the Acid Rain Monitoring Project at the University of Mass, the pH measured at King Phillip Brook on April 10, 2012, was near 5, which the pH measured at Robbins Pond on that same date was near 9. Determine to the nearest whole number how many times greater the hydrogen ion concentration was at King Phillip Brook.

$$1 \times 10^{-9} > 1 \times 10^{-5} = 10,000$$

	1	0	0	0	0
-	.	/	/	/	.
	0	0	0	0	0
1	1	1	1	1	1
2	2	2	2	2	2
3	3	3	3	3	3
4	4	4	4	4	4
5	5	5	5	5	5
6	6	6	6	6	6
7	7	7	7	7	7
8	8	8	8	8	8
9	9	9	9	9	9

## #10: Hardy Weinberg Equilibrium

### Why use this formula?

The Hardy Weinberg formulas are used to determine the allele or genotype frequencies for a population of organisms that is not evolving.

### Helpful Videos

Bozeman Biology – Solving Hardy Weinberg Problems

<https://www.youtube.com/watch?v=xPkOAnK20kw>

### Formula

$$p^2 + 2pq + q^2 = 1$$

$$p + q = 1$$

### Additional Information from the Formula Sheet

$p$  = frequency of the dominant allele in a population

$q$  = frequency of the recessive allele in a population

21. Express your answer to the question below as a whole number.

If 250 people out of a population of 1,000 are born with sickle-cell anemia, how many people in the population will be more resistant to malaria because they are heterozygous for the sickle-cell gene?

$$250/1000 = .25 = q^2$$

$$.5 = q$$

$$.5 = p$$

$$\text{heterozygous} = 2pq$$

$$2(.5)(.5) = 0.5$$

$$0.5(1,000) = 500$$

	500				
-	.	.	.	.	.
	0	0	0	0	0
1	1	1	1	1	1
2	2	2	2	2	2
3	3	3	3	3	3
4	4	4	4	4	4
5	5	5	5	5	5
6	6	6	6	6	6
7	7	7	7	7	7
8	8	8	8	8	8
9	9	9	9	9	9

22. Express your answer as a decimal between 0 and 1 to the nearest hundredth.

In a population of 250 peas, 16% of the peas are homozygous recessive wrinkled and the rest are smooth. What is the frequency of the dominant allele for smooth peas?

$$q^2 = .16$$

$$q = .4$$

$$p = .6$$

$$p + q = 1$$

	.60				
-	.	.	.	.	.
	0	0	0	0	0
1	1	1	1	1	1
2	2	2	2	2	2
3	3	3	3	3	3
4	4	4	4	4	4
5	5	5	5	5	5
6	6	6	6	6	6
7	7	7	7	7	7
8	8	8	8	8	8
9	9	9	9	9	9

# #11: Surface Area and Volume

## Why use this formula?

Biologists compare the surface area to volume ratio of cells of various shapes and sizes because this ratio is an indicator of the efficiency of transport across the cell membrane.

## Formula

Volume of a Sphere

$$V = \frac{4}{3} \pi r^3$$

Volume of a Cube (or Square Column)

$$V = lwh$$

Volume of a Column

$$V = \pi r^2 h$$

Surface Area of a Sphere

$$A = 4 \pi r^2$$

Surface Area of a Cube

$$A = 6a$$

Surface Area of a Rectangular Solid

$$A = \Sigma \text{ (surface area of each side)}$$

## Additional Information from the Formula Sheet

r = radius

l = length

h = height

w = width

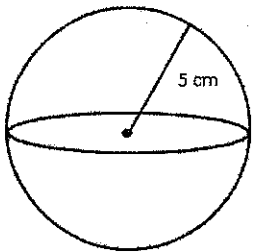
A = surface area

V = volume

$\Sigma$  = Sum of all

a = surface area of one side of the cube

25. What is the SA/V for this cell? Round your answer to the nearest hundredth.

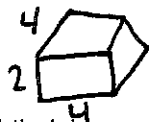


$$A = 4\pi r^2 = 4\pi 5^2 = 314$$

$$V = \frac{4}{3}\pi r^3 = \frac{4}{3}\pi 5^3 = 523.33$$

$$314 / 523.33 = .60$$

		.	6	0		
-	.	.	.	.	.	.
		0	0	0	0	0
1	1	1	1	1	1	1
2	2	2	2	2	2	2
3	3	3	3	3	3	3
4	4	4	4	4	4	4
5	5	5	5	5	5	5
6	6	6	6	6	6	6
7	7	7	7	7	7	7
8	8	8	8	8	8	8
9	9	9	9	9	9	9



$$SA = 16 + 16 + 8 + 8 + 8 + 8 = 64 / 32 = 2.0$$

26. Four blocks of pink phenolphthalein agar are placed in a vinegar solution. Which block would the vinegar solution penetrate most thoroughly into after ten minutes? Determine the surface area to volume ratio for this block, and round your answer to the nearest hundredth.

A) Block 1: 2 cm x 4 cm x 4 cm

B) Block 2: 2 cm x 8 cm x 4 cm

C) Block 3: 1 cm x 8 cm x 8 cm

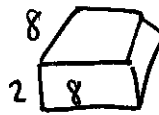
D) Block 4: 1 cm x 1 cm x 64 cm

$$V = lwh \quad 2 \times 4 \times 4 = 32 \quad A = \Sigma SA \text{ each side}$$

$$V = 64$$

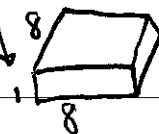
$$V = 64$$

$$V = 64$$



$$SA = 16 + 16 + 16 + 16 + 64 + 64$$

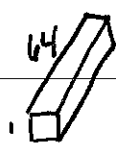
$$192 / 64 = 3$$



$$SA = 8 + 8 + 8 + 8 + 64 + 64$$

$$160 / 64 = 2.5$$

		4	.	0	3	
-	.	.	.	.	.	.
		0	0	0	0	0
1	1	1	1	1	1	1
2	2	2	2	2	2	2
3	3	3	3	3	3	3
4	4	4	4	4	4	4
5	5	5	5	5	5	5
6	6	6	6	6	6	6
7	7	7	7	7	7	7
8	8	8	8	8	8	8
9	9	9	9	9	9	9



$$SA = 1 + 1 + 64 + 64 + 64 + 64 = 258$$

$$258 / 64 = 4.03$$

27. For the problem above, which block would have the greatest volume of pink phenolphthalein (untouched by the vinegar) remaining at the end of ten minutes? Determine the surface area to volume ratio for this block, and round your answer to the nearest hundredth.

A

see front  
for calcs

	2	.	0	0	
-	.	.	.	.	.
	0	0	0	0	0
	1	1	1	1	1
	2	2	2	2	2
	3	3	3	3	3
	4	4	4	4	4
	5	5	5	5	5
	6	6	6	6	6
	7	7	7	7	7
	8	8	8	8	8
	9	9	9	9	9



## #12: Water Potential and Solute Potential

### Why use this formula?

The water potential and solute potential calculations help determine the direction of water movement (from a high water potential to a low / more negative water potential).

### Helpful Videos

Bozeman Biology – Water Potential

<https://www.youtube.com/watch?v=nDZud2g1RVY>

### Formula

#### Water Potential ( $\Psi$ )

$$\Psi = \Psi_p + \Psi_s$$

#### The Solute Potential of the Solution

$$\Psi_s = -iCRT$$

### Additional Information from the Formula Sheet

$\Psi_p$  = pressure potential

$\Psi_s$  = solute potential

The water potential will be equal to the solute potential of a solution in an open container, since the pressure potential of the solution in an open container is zero.

$i$  = ionization constant (For sucrose this is 1.0 because sucrose does not ionize in water.)

$C$  = molar concentration

$R$  = pressure constant ( $R = 0.0831$  liter bars/mole K)

$T$  = temperature in Kelvin ( $273 + ^\circ\text{C}$ )

28.

The molar concentration of a sugar solution in an open beaker has been determined to be 0.3M. Calculate the solute potential at 27 degrees Celsius. Round your answer to the nearest tenths.

$$\rightarrow i = 1$$

$$\Psi_s = -iCRT$$

$$-1(0.3)(0.0831)(273+27)$$

$$-7.479$$

-	7	.	5		
-	0	0	0	0	0
1	1	1	1	1	1
2	2	2	2	2	2
3	3	3	3	3	3
4	4	4	4	4	4
5	5	5	5	5	5
6	6	6	6	6	6
7	7	7	7	7	7
8	8	8	8	8	8
9	9	9	9	9	9

29. Scientists are trying to determine under what conditions a plant can survive. They collect the following data and would like to know the water potential of the plant cell. The solute potential is -0.6 MPa and the pressure potential is -1.0 MPa. What is the water potential? Round your answer to the nearest tenth.

$$\Psi = \Psi_p + \Psi_s$$

$$\boxed{-7.0} = -1.0 + -6.0$$

-	7	.	0		
-	0	0	0	0	0
1	1	1	1	1	1
2	2	2	2	2	2
3	3	3	3	3	3
4	4	4	4	4	4
5	5	5	5	5	5
6	6	6	6	6	6
7	7	7	7	7	7
8	8	8	8	8	8
9	9	9	9	9	9

### #13: The Laws of Probability

#### Why use this formula?

The Multiplication Law of Probabilities enables you to determine the probability that two events will occur simultaneously. The Addition Law of Probabilities enables you to determine the probability that one event OR another will occur.

#### Helpful Videos

Bozeman Biology – Probability in Genetics—Multiplication and Addition Rules:

[https://www.youtube.com/watch?v=y4Ne9DXk\\_Jc](https://www.youtube.com/watch?v=y4Ne9DXk_Jc)

#### Formula

If A and B are mutually exclusive, then  $P(A \text{ or } B) = P(A) + P(B)$

If A and B are independent, then  $P(A \text{ and } B) = P(A) \times P(B)$

30. A certain species of plant has four unlinked genetic loci, W, X, Y, and Z. Each genetic locus has one dominant allele and one recessive allele. For a plant with the genotype  $WwXxYyZz$ , what is the probability that the plant will produce a gamete with a haploid genotype of  $Wxyz$ ? Give your answer as a fraction or as a value between 0 and 1, to four decimal places.

$$\begin{array}{cccc} W & X & Y & Z \\ \downarrow & \downarrow & & \\ (0.5) & \times & (0.5) & \times & (0.5) & \times & (0.5) & = & .0625 \end{array}$$

	.	0	6	2	5
-	.	.	.	.	.
	0	0	0	0	0
1	1	1	1	1	1
2	2	2	2	2	2
3	3	3	3	3	3
4	4	4	4	4	4
5	5	5	5	5	5
6	6	6	6	6	6
7	7	7	7	7	7
8	8	8	8	8	8
9	9	9	9	9	9

31. In a population that is Hardy-Weinberg equilibrium, the frequency of the recessive allele is 0.3. What is the frequency of individuals that are homozygous and heterozygous for the dominant trait? Express your answer to the nearest hundredth.

$$\begin{array}{l} q = 0.3 \quad p = 0.7 \\ p^2 = .49 \\ 2pq = 2(0.7)(0.3) = .42 \end{array}$$

$$\begin{array}{l} \text{homozygous} \quad \text{heterozygous} \\ p^2 \quad \quad \quad 2pq \\ \downarrow \\ .49 \quad + \quad .42 = .91 \end{array}$$

	.	9	1		
-	.	.	.	.	.
	0	0	0	0	0
1	1	1	1	1	1
2	2	2	2	2	2
3	3	3	3	3	3
4	4	4	4	4	4
5	5	5	5	5	5
6	6	6	6	6	6
7	7	7	7	7	7
8	8	8	8	8	8
9	9	9	9	9	9

## #14: Population Growth

### Why use this formula?

The population growth equations enable you to determine the rate of growth for population based on several factors including birth rate, death rate, carrying capacity (for logistic growth), etc.

### Helpful Videos

Bozeman Biology – Exponential Growth

<https://www.youtube.com/watch?v=c6pcRR5Uy6w>

Bozeman Biology – Logistic Growth

<https://www.youtube.com/watch?v=rXlyYFXyflM>

### Formula

#### Population Growth

$$dN/dt = B - D$$

#### Exponential Growth

$$\frac{dN}{dt} = r_{\max} N$$

#### Logistic Growth

$$\frac{dN}{dt} = r_{\max} N \left( \frac{K - N}{K} \right)$$

### Additional Information from the Formula Sheet

B = birth rate

D = death rate

N = population size

K = carrying capacity

$r_{\max}$  = maximum per capita growth rate  
of population

32. A hypothetical population has a carrying capacity of 1,500 individuals and  $r_{\max}$  is 1.0. What is the population growth rate for a population with a size of 1,600 individuals? Round your answer to the nearest hundredth. What is happening to this population?

*decreasing in size*

$$\frac{dN}{dt} = 1.0 (1,600) \left( \frac{1500 - 1600}{1500} \right) = -106.67$$

-	1	0	6	.	7
⊖	⊙	⊙	⊙	⊙	⊙
	0	0	0	0	0
1	1	1	1	1	1
2	2	2	2	2	2
3	3	3	3	3	3
4	4	4	4	4	4
5	5	5	5	5	5
6	6	6	6	6	6
7	7	7	7	7	7
8	8	8	8	8	8
9	9	9	9	9	9

33. (Note: For the question below, your answer should be expressed as \_\_\_\_\_ millions of people.)

In 2009, the US had a population of about 307 million people. If there were 14 births and 8 deaths per 1000 people, what was the country's net **population growth** that year (ignore immigration and emigration)? Round to nearest thousandths.

$$dN/dt = B - D/N \quad 14 - 8 = 6 \text{ per 1,000 people}$$

$$307,000,000 = (307,000)(1,000)$$

↓

$$307,000 \times 6 = 1,842,000$$

↓ 1.842 million

		1	.	8	4	2	
-	.	0	0	0	0	0	0
1	1	1	1	1	1	1	1
2	2	2	2	2	2	2	2
3	3	3	3	3	3	3	3
4	4	4	4	4	4	4	4
5	5	5	5	5	5	5	5
6	6	6	6	6	6	6	6
7	7	7	7	7	7	7	7
8	8	8	8	8	8	8	8
9	9	9	9	9	9	9	9

34. There are 2,000 mice living in a field. If 1,000 mice are born each month and 200 mice die each month, what is the per capita growth rate of mice over a month? Round your answer to the nearest tenth.

$$dN/dt = B - D/N$$

$$1000 - 200 = 800 / 1000 = 0.8$$

		.	8				
-	.	0	0	0	0	0	0
1	1	1	1	1	1	1	1
2	2	2	2	2	2	2	2
3	3	3	3	3	3	3	3
4	4	4	4	4	4	4	4
5	5	5	5	5	5	5	5
6	6	6	6	6	6	6	6
7	7	7	7	7	7	7	7
8	8	8	8	8	8	8	8
9	9	9	9	9	9	9	9

### #15: Gibbs Free Energy

#### Why use this formula?

Calculating the change in free energy enables you to determine whether the reaction is endergonic / anabolic (+ΔG, products have a higher free energy than reactants) or exergonic / catabolic (-ΔG, products have a lower free energy than reactants).

#### Helpful Videos

Bozeman Biology – Gibbs Free Energy

<https://www.youtube.com/watch?v=DPjMPeU5OeM>

#### Formula

$$\Delta G = \Delta H - T\Delta S$$

#### Additional Information from the Formula Sheet

ΔG = change in Gibbs free energy

ΔS = change in entropy

ΔH = change in enthalpy

T = absolute temperature (in Kelvin)

35. An experiment determined that when a protein unfolds to its denatured (D) state from the original folded (F) state, the change in **Enthalpy** is ΔH = H(D) – H(F) = 46,000 joules/mol. Also the change in **Entropy** is ΔS = S(D) – S(F) = 178 joules/mol. At a temperature of 20°C, calculate the change in Free Energy ΔG, in j/mol, when the protein unfolds from its folded state.

$$\Delta G = 46,000 - (20 + 273)(178)$$

$$46,000 - 52,154$$

$$\Delta G = -6154$$

-	6	1	5	4			
-	.	0	0	0	0	0	0
1	1	1	1	1	1	1	1
2	2	2	2	2	2	2	2
3	3	3	3	3	3	3	3
4	4	4	4	4	4	4	4
5	5	5	5	5	5	5	5
6	6	6	6	6	6	6	6
7	7	7	7	7	7	7	7
8	8	8	8	8	8	8	8
9	9	9	9	9	9	9	9